

# Rumney Models Special Order Price List – June 2018

www.rumneymodels.co.uk

Rumney Models, 3 Warren Terrace, Trellech, Monmouthshire, NP25 4PH

justinnewitt@gmail.com

07798 627143

01600 8600472

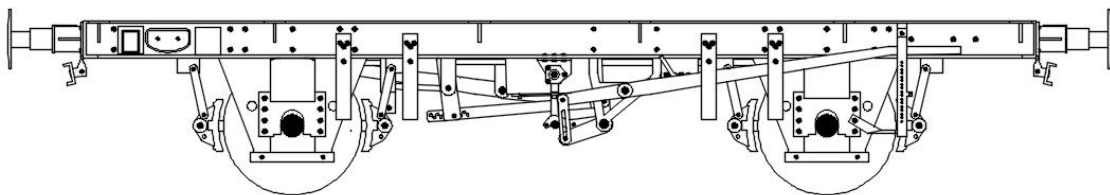
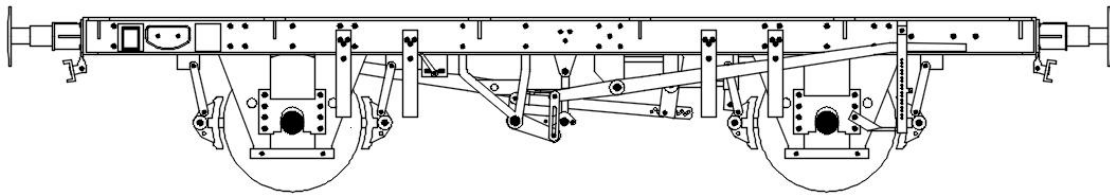
This list replaces all previous lists.

Items are 4mm scale and are suitable for OO/EM & P4 except where noted.

## Overview

This list contains a number of previously low selling kits which are now available to order only and by the sheet. This means that multiple individual kits will need to be purchased at the same time, the exact number being given in the information below.

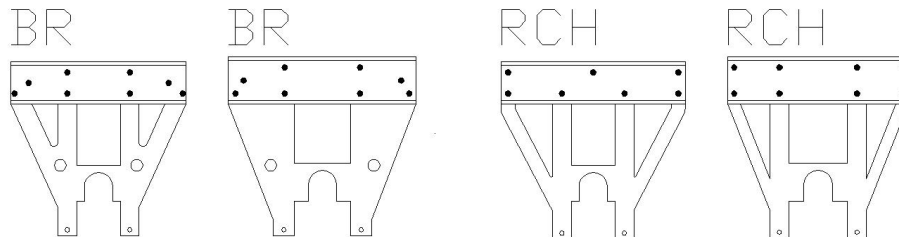
They can be ordered by email or via post using the codes given using my standard order form. Note the slight change in codes. Typically expect a 4-8 week lead time depending on when in my ordering cycle you place your order. Information on when I order can be found on the 'Ordering' page of my website or on my order form. Items must be paid for in full before I will place an order with my etchers for them.



## 4mm Scale

### Sprung Wagon Chassis

These are comprehensive and include solebars and headstocks. They are designed for use with Parkside Dundas, Red Panda and, in the case of B.06, Chivers Finelines plastic body kits. Etch and spring wire only. The following notation for axleguard types is used:



### BR Clasp Brake

Code	Description	Kits per sheet	Price per sheet
<b>B.02W</b>	BR 16'6" x 10' BR Clasp Brake Chassis – <b>26T Iron Ore Tippler</b> <i>For diagram 1/165 iron ore tipplers.</i>	<b>3</b>	<b>30</b>
<b>B.03W</b>	BR 16'6" x 10' BR Clasp Brake Chassis – <b>13T Sand Tippler</b> <i>For diagram 1/073 sand tipplers.</i>	<b>3</b>	<b>30</b>
<b>B.06W</b>	BR 21'6" x 12' BR Clasp Brake Chassis – <b>21T Mineral</b> <i>For diagram 1/119 'MDVs' (twin vacuum cylinders/changeover levers)</i>	<b>3</b>	<b>36</b>

### Morton/Lifting Link Pushrod Brakegear

<b>B.17W</b>	BR 16'6" x 9' Independent Brake Chassis – <b>16T Riveted Mineral</b> <i>For diagram 1/103 (with BR W-Irons) and 1/105 16T minerals.</i>	<b>3</b>	<b>27</b>
<b>B.24W</b>	BR 16'6" x 10' Independent Brake Chassis – <b>27T Iron Ore</b> <i>For diagram 1/184 iron ore tipplers.</i>	<b>3</b>	<b>27</b>
<b>B.25W</b>	BR 16'6" x 9' Independent Brake Chassis – <b>27T Iron Ore</b> <i>For diagram 1/181, 1/182 &amp; 1/183 iron ore tipplers.</i>	<b>3</b>	<b>27</b>
<b>B.26W</b>	BR 16'6" x 9' Morton Brake Chassis – <b>13T Sand Tippler</b> <i>For diagram 1/071 &amp; 1/072 sand tipplers.</i>	<b>3</b>	<b>27</b>
<b>B.29W</b>	RCH 21'6" x 12' Morton Brake Chassis – <b>21T Hopper</b> <i>For mainly private owner 21T coal hoppers.</i>	<b>3</b>	<b>39</b>