

Rumney Models Special Order Price List – December 2019

www.rumneymodels.co.uk

Rumney Models, Bryanstone, Glewstone, Ross-on-Wye, Herefordshire, HR9 6AW

justinnewitt@gmail.com

07798 627143

This list replaces all previous lists.

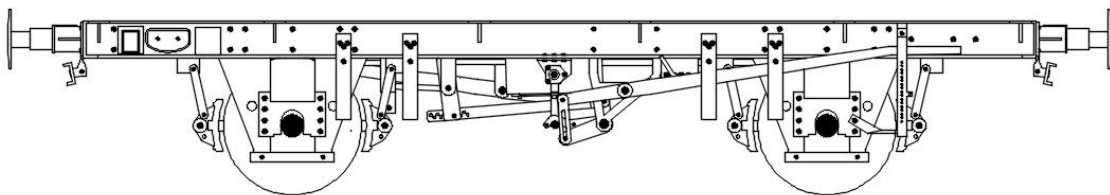
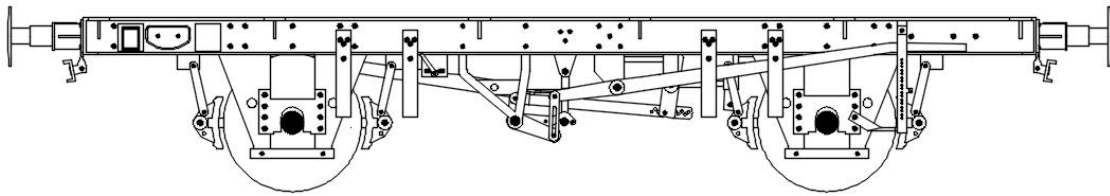
Note the new postal address.

Items are 4mm scale and are suitable for OO/EM & P4 except where noted.

Overview

This list contains a number of previously low selling kits which are now available to order only and by the sheet. This means that multiple individual kits will need to be purchased at the same time, the exact number being given in the information below.

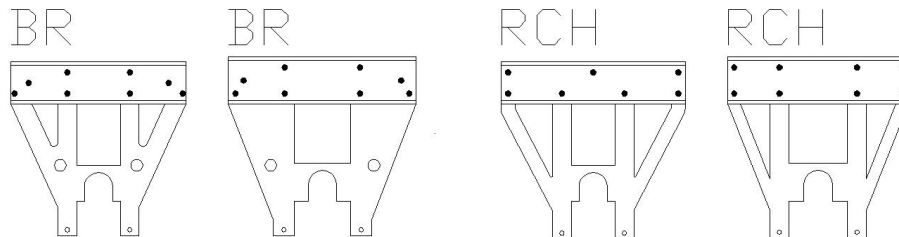
They can be ordered by email or via post using the codes given using my standard order form. Note the slight change in codes. Typically expect a 4-8 week lead time depending on when in my ordering cycle you place your order. Information on when I order can be found on the 'Ordering' page of my website or on my order form. Items must be paid for in full before I will place an order with my etchers for them.



4mm Scale

Sprung Wagon Chassis

These are comprehensive and include solebars and headstocks. They are designed for use with Parkside Dundas, Red Panda and, in the case of B.06, Chivers Finelines plastic body kits. Etch and spring wire only. The following notation for axleguard types is used:



BR Clasp Brake

Code	Description	Kits per sheet	Price per sheet
B.02W	BR 16'6" x 10' BR Clasp Brake Chassis – 26T Iron Ore Tippler <i>For diagram 1/165 iron ore tipplers.</i>	3	30
B.03W	BR 16'6" x 10' BR Clasp Brake Chassis – 13T Sand Tippler <i>For diagram 1/073 sand tipplers.</i>	3	30
B.06W	BR 21'6" x 12' BR Clasp Brake Chassis – 21T Mineral <i>For diagram 1/119 'MDVs' (twin vacuum cylinders/changeover levers)</i>	3	36

Morton/Lifting Link Pushrod Brakegear

B.17W	BR 16'6" x 9' Independent Brake Chassis – 16T Riveted Mineral <i>For diagram 1/103 (with BR W-Irons) and 1/105 16T minerals.</i>	3	27
B.24W	BR 16'6" x 10' Independent Brake Chassis – 27T Iron Ore <i>For diagram 1/184 iron ore tipplers.</i>	3	27
B.25W	BR 16'6" x 9' Independent Brake Chassis – 27T Iron Ore <i>For diagram 1/181, 1/182 & 1/183 iron ore tipplers.</i>	3	27
B.26W	BR 16'6" x 9' Morton Brake Chassis – 13T Sand Tippler <i>For diagram 1/071 & 1/072 sand tipplers.</i>	3	27
B.29W	RCH 21'6" x 12' Morton Brake Chassis – 21T Hopper <i>For mainly private owner 21T coal hoppers.</i>	3	39